

DRE Series

DRE FEEDER

**WHERE FLEXIBILITY, QUALITY
AND HIGH-SPEED PRODUCTION MEET**

Versatility for large and small piece items

GIRBAU


DRE

High-speed feeder for flatwork ironing systems

The DRE is Girbau's most versatile, productive and high-speed feeder ever. It's flexible enough to feed a wide variety of item types into a corresponding ironer, while delivering superior quality results in less time.



Large piece mode



Small piece mode

- Versatility
- Quality
- High-Speed Productivity
- Ergonomics
- Programmable Control
- Safety
- Ease of Maintenance





Versatility



The DRE accurately and quickly spreads and feeds a wide variety of items (both dimensions & weights) into a corresponding ironer. It quickly feeds any item that can be ironed – from the smallest napkin to the heaviest duvet – through automatic clip or manual feed.

Even better? Operators are rarely required to physically change a program to adjust to the size of the item.


- Feeds king and queen sheets simultaneously
- Feeds duvets with a separate program
- Feeds small-piece items using a separate mode



Server Clamps

Robust server clamps ensure precise control over the stretching and transfer of linens for high-quality results.

- Gentle transfers from loading stations to servers
- Precision control of stretching
- New bearings, guides and stretching control improve transfer quality to the ironing area
- Clamp materials and design make for gentle contact with linens



Servocontrol

The Servocontrol enhances the precision and speed of transfers with vacuum feeding on a horizontal table.

It allows unique programs to be set for a variety of clients and linen types, resulting in high-quality ironing results and improved guest/customer service.





High-Speed Production and Quality



The DRE maximizes productivity and quality with up to 4 loading stations and 4 server clamps.

Loading station options of 2, 3 or 4.

Maximum speed with 4 server clamps and 4 stations.

Large Piece Automatic Feeding

1 Lane:

Achieve throughput of 1,300 pieces per hour. *

2 Lanes:

Achieve throughput of 1,700 pieces per hour. *

(*) Values depend on linen type and size

Quality

The DRE offers unrivaled feeding for unmatched ironing quality thanks to component and mechanical precision. Your guests/customers will notice the difference!.

- Wide clips to assist with linen transfer
- Front-side spreading brushes
- Precise linen centering
- Vacuum box and table
- Smooth linen transfer
- Stained and torn rejection system
- Counter compression belts and spreading brushes on exit conveyor
- Stretching/extension conveyor
- Lighting option for visibility

Comfort and Ergonomics



The DRE's loading stations are designed for unrivaled ergonomics, safety and working comfort.



Each station is set individually to suit the height of each employee, with three positions to allow for easy access to control buttons.

The feeding process begins automatically when the presence of linen is detected automatically. There is no need to press a button for activation.

The lifting beam allows for full visibility of items so operators can ensure proper operation. A "direct feed option" can be added if the operator prefers direct feeding without transfer tables.



Automatic Clip & Manual Feeding



The DRE is fully automated for large or small clip feeding with the versatility for manual feeding in multiple lanes. This versatility coupled with quality results sets the DRE apart.



Manual Feeding of Small-Piece items



The DRE beam automatically raises to allow operators to work without obstructions while manually feeding small-piece items.



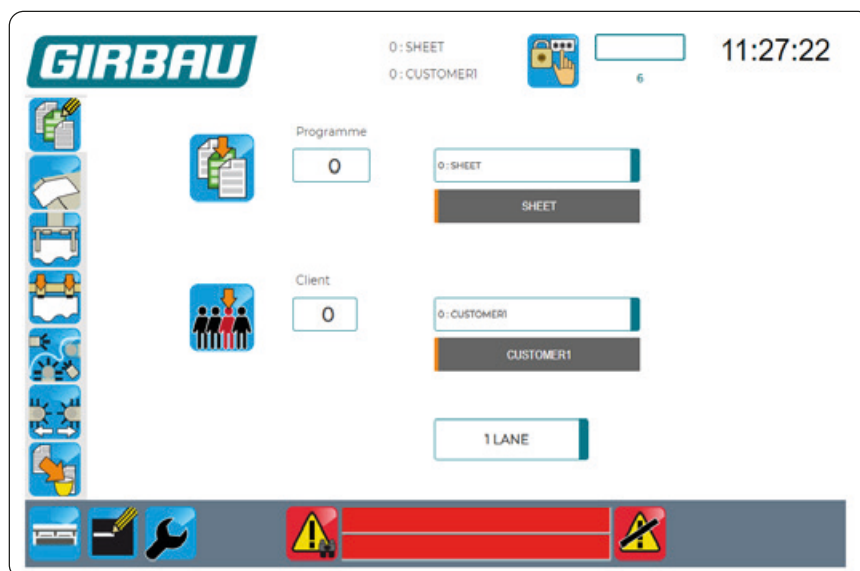
TOUCH SCREEN HMI CONTROL

Control



All Girbau controls, including the DRE PLC-control system, utilize the same platform, graphic icons and maintenance error codes – making for simple employee training and operation.

While the DRE can operate independently, it also networks seamlessly with the other machines and brands in the ironing line, including the ironer, folder and stacker. When seamlessly networked, one component communicates with the others as one unit and can be controlled by the TP Control.



The DRE PLC-control system represents our most advanced Human Machine Interface (HMI), with touchscreen for optimum control of feeding parameters. With up to 99 programs, a fast processor, multiple languages, remote upgrading and an option for remote system service, it's Girbau's most user-friendly, intuitive control ever.

- Touchscreen
- Easy navigation
- TP Control available
- HMI



Optional Counter Panels

- Control and monitor current production
- Follow-up on each station independently

Production Performance Indicators

- Piece counters by category, by station and by program, and total reset
- Operation time





Safety & Ease of Maintenance



The DRE, a fully closed machine with all accesses secured for employee safety, is engineered to make maintenance and troubleshooting easy.

All main components are accessible from the DRE's side cabinets, while the vacuum system is accessible, and can be cleaned, from the rear of the DRE. Like all Girbau products, the DRE is backed by an industry-leading warranty and unrivaled distributor and manufacturer service after the sale.

Accessible

- Easy access to clean from side panels and front doors
- Main components accessible from side cabinets.
- Clean vacuum system from rear side (aided by pneumatic cylinders).

Reliability

Girbau provides an extraordinary after sales service through a worldwide network of highly qualified Sales and Service Centers and distributors, all with their own maintenance and spare parts services.

Safety

- Fully closed machine and all access are secured.
- Workers safety.
- Visibility from outside.





Girbau is a multi-national corporation that has cemented its position as one of the global leading groups in the manufacture of innovative solutions for the world of laundry.

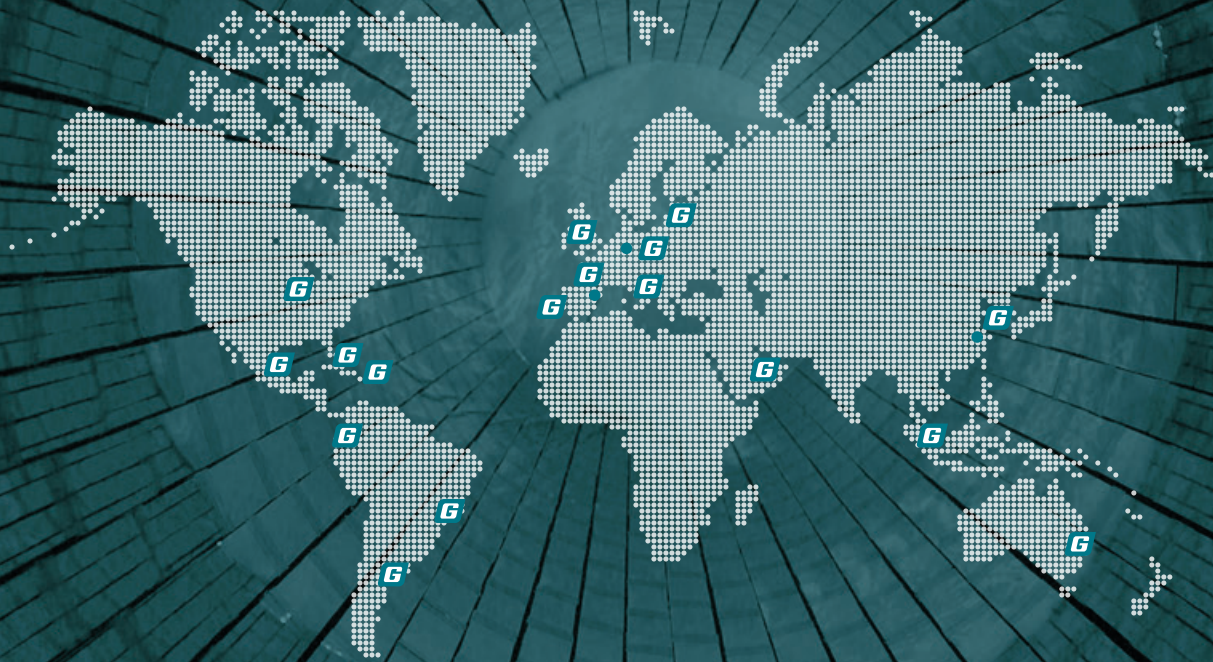
The goal of Girbau is to create maximum value for its customers, supporting them in their professional growth.

The Girbau community supplies simple, dependable solutions that offer its clients profitability, innovation and sustainability.

With more than 60 years of experience as a manufacturer of washing and drying equipment, Girbau provides the most comprehensive offering of commercial, industrial, and vended laundry solutions in the world to meet your individual productivity and efficiency needs.

We want to provide the service and community you need to make your business special. That takes commitment beyond selling machines, and we're willing to walk the extra mile. And beyond all that, we want to help you care for the environment and innovate for the next generation.

These are tall orders, but Girbau can fill them with your help. Help us take laundry beyond laundry. Get in touch today!



The future is now

GIRBAU.COM



GIRBAU